



TRANSITION METALS

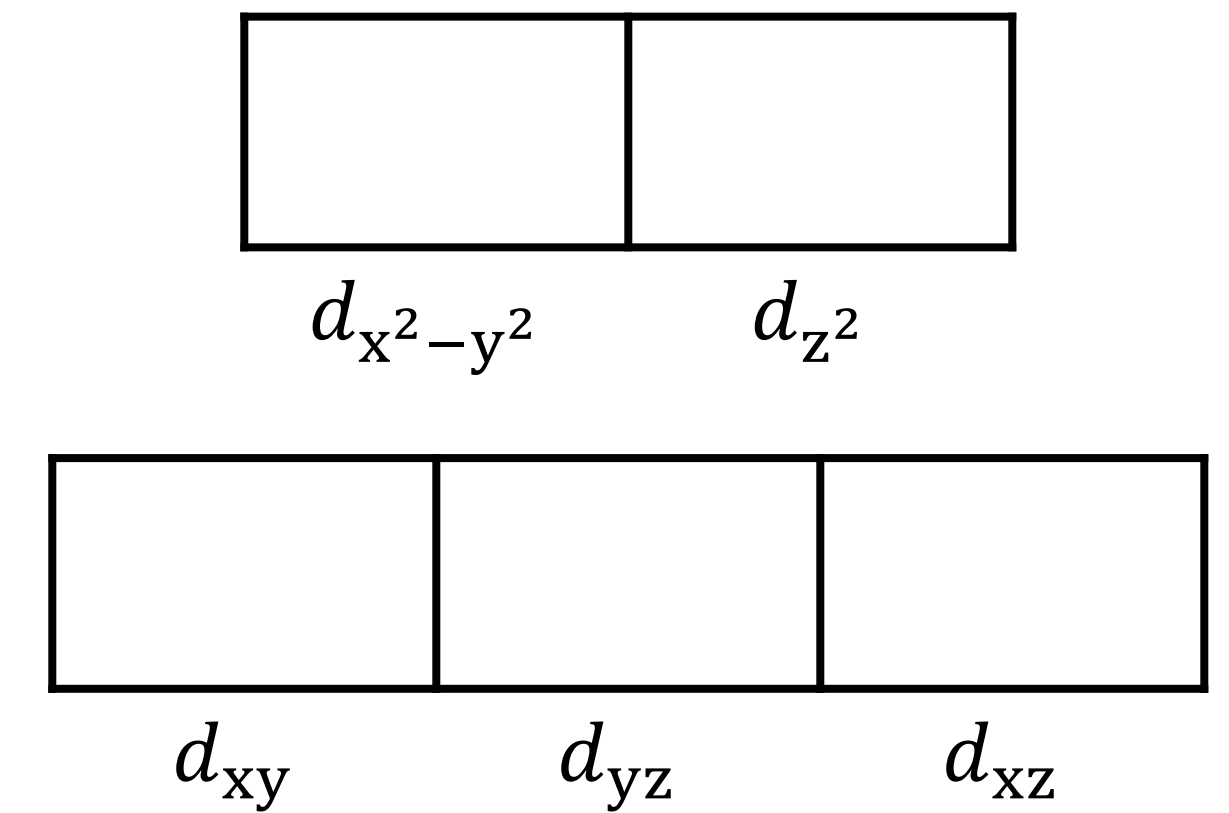
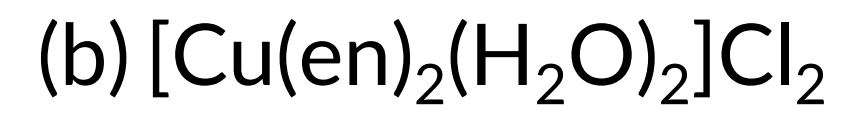
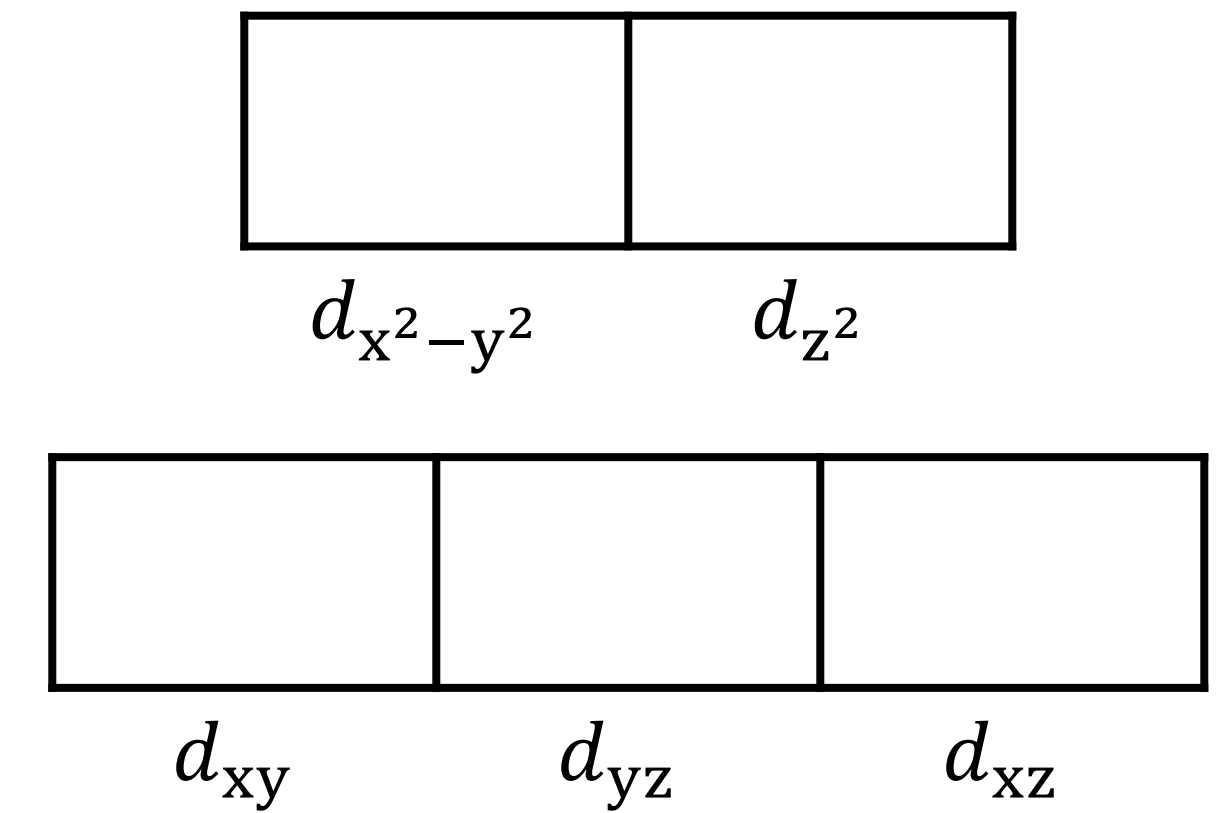
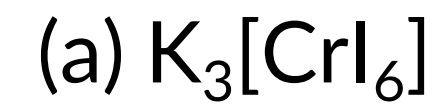
CRYSTAL FIELD THEORY (CFT)

CHEMISTRY 165 // SPRING 2020

PRACTICE PROBLEM 1

Predict the number of unpaired electrons in the following coordination compounds.

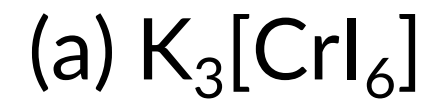
— *answer* —



PRACTICE PROBLEM 1

Predict the number of unpaired electrons in the following coordination compounds.

— answer —



First, determine the oxidation state of the metal center: Cr(III).


Neutral Cr atom has an electronic configuration of $[\text{Ar}]4s^13d^5$;

therefore, Cr^{3+} has an electronic configuration of $[\text{Ar}]3d^3$.

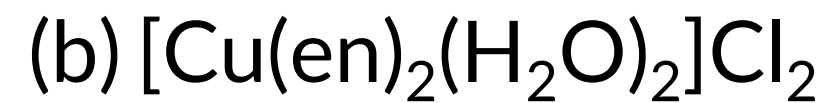
Now we can fill the three d-electrons into the crystal field diagram to find there are three unpaired electrons.



$d_{x^2-y^2}$ d_{z^2}



d_{xy} d_{yz} d_{xz}



$d_{x^2-y^2}$ d_{z^2}

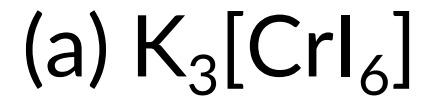


d_{xy} d_{yz} d_{xz}

PRACTICE PROBLEM 1

Predict the number of unpaired electrons in the following coordination compounds.

— answer —

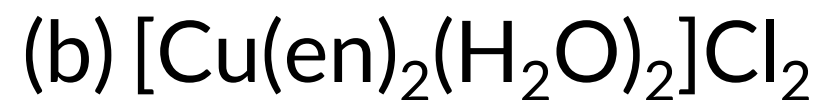
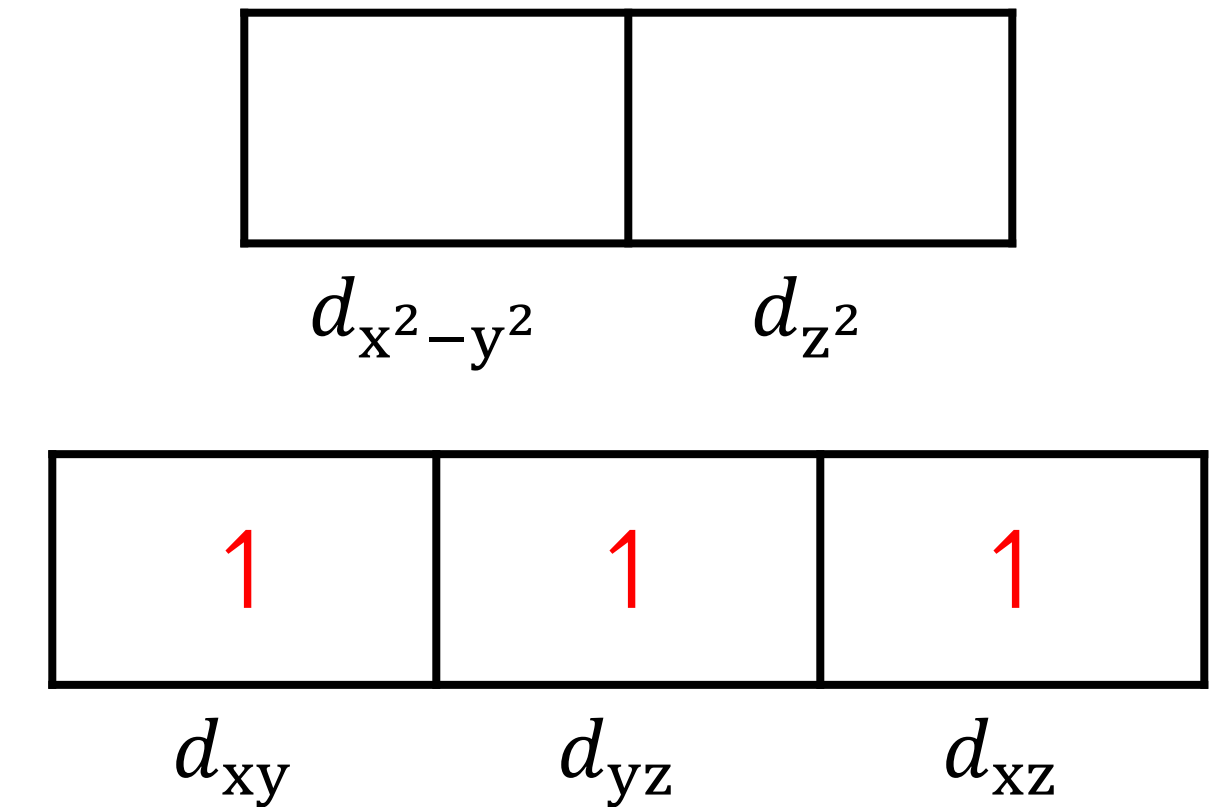


First, determine the oxidation state of the metal center: Cr(III).

Neutral Cr atom has an electronic configuration of $[\text{Ar}]4s^13d^5$;

therefore, Cr^{3+} has an electronic configuration of $[\text{Ar}]3d^3$.

Now we can fill the three d-electrons into the crystal field diagram to find there are three unpaired electrons.

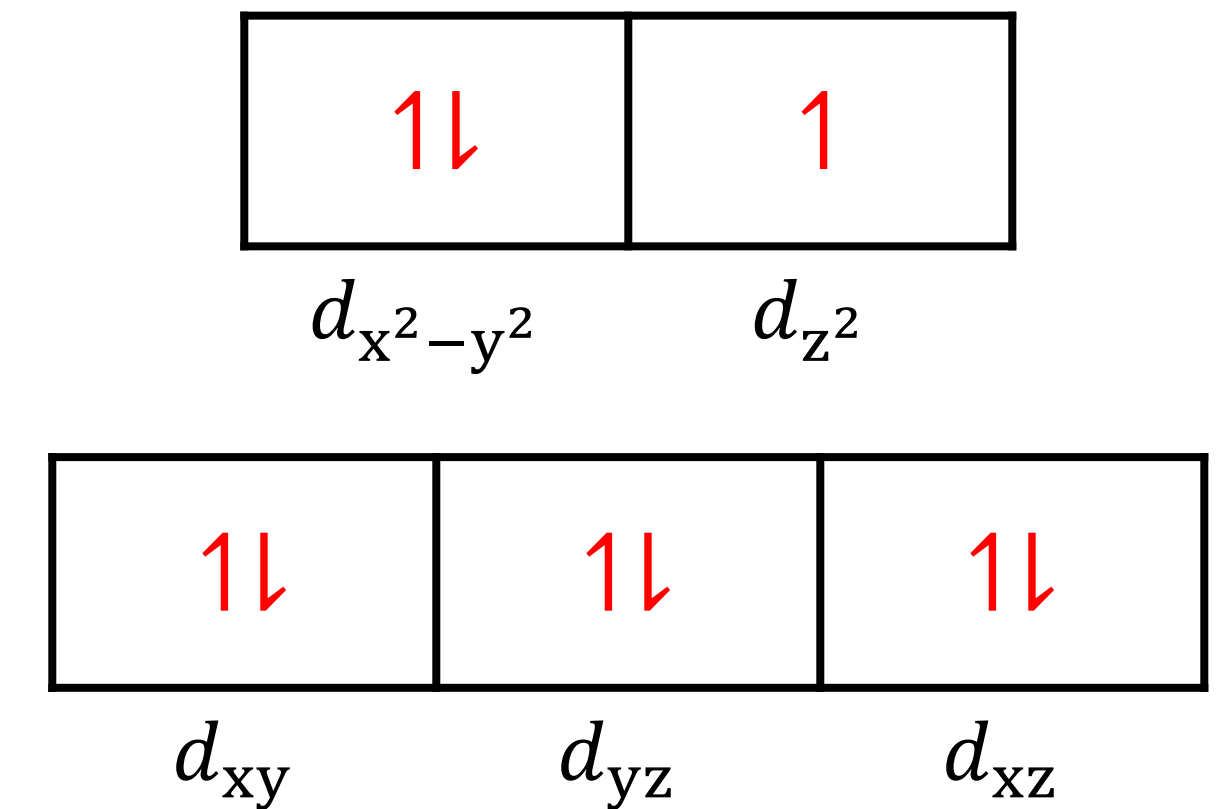


First, determine the oxidation state of the metal center: Cu(II).

Neutral Cu atom has an electronic configuration of $[\text{Ar}]4s^13d^{10}$;

therefore, Cu^{2+} has an electronic configuration of $[\text{Ar}]3d^9$.

Now we can fill the nine d-electrons into the crystal field diagram to find there is one unpaired electrons.

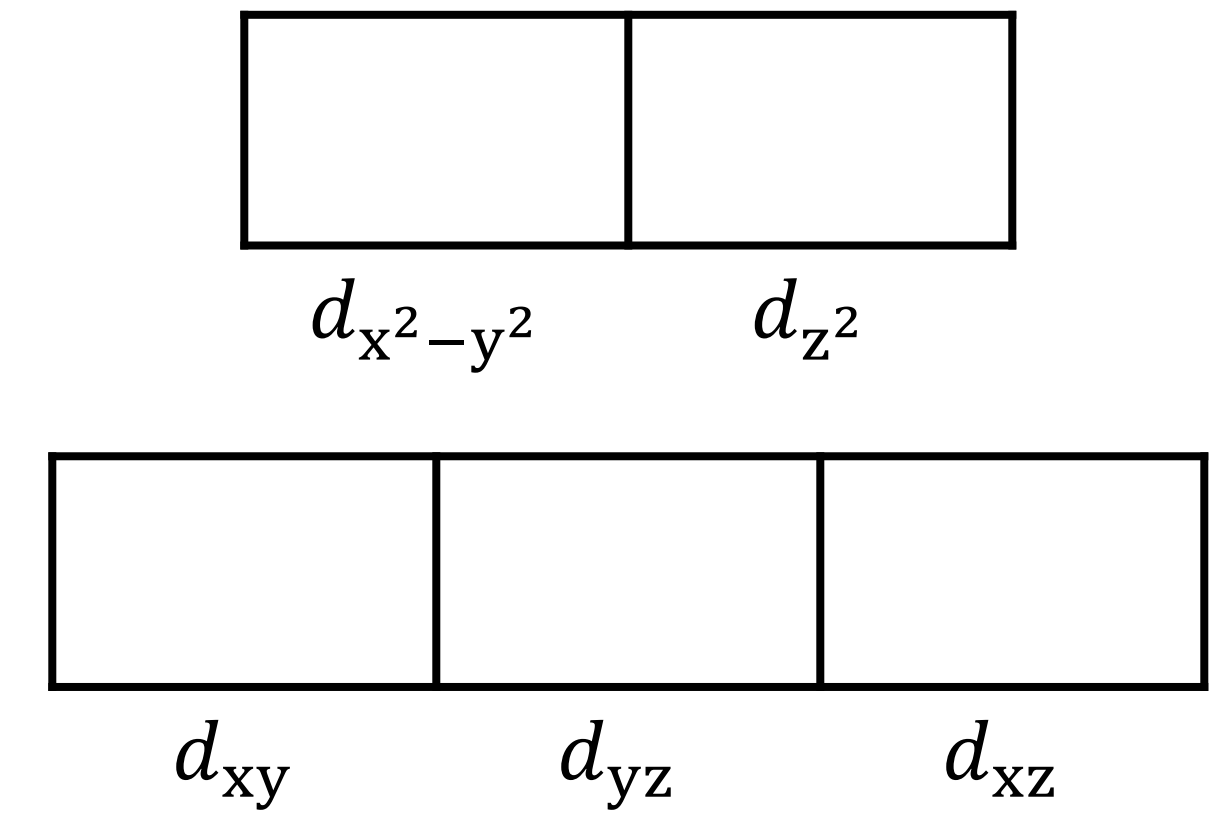


PRACTICE PROBLEM 2

Predict the number of unpaired electrons in the complex ion: $[\text{Co}(\text{NO}_2)_6]^{3-}$.

Spectrochemical series: $\text{CN}^- > \text{NO}_2^- > \text{CN}^- > \text{en} > \text{NH}_3 > \text{H}_2\text{O} > \text{F}^- > \text{Cl}^- > \text{Br}^- > \text{I}^-$

— *answer* —



PRACTICE PROBLEM 2

Predict the number of unpaired electrons in the complex ion: $[\text{Co}(\text{NO}_2)_6]^{3-}$.

Spectrochemical series: $\text{CN}^- > \text{NO}_2^- > \text{CN}^- > \text{en} > \text{NH}_3 > \text{H}_2\text{O} > \text{F}^- > \text{Cl}^- > \text{Br}^- > \text{I}^-$

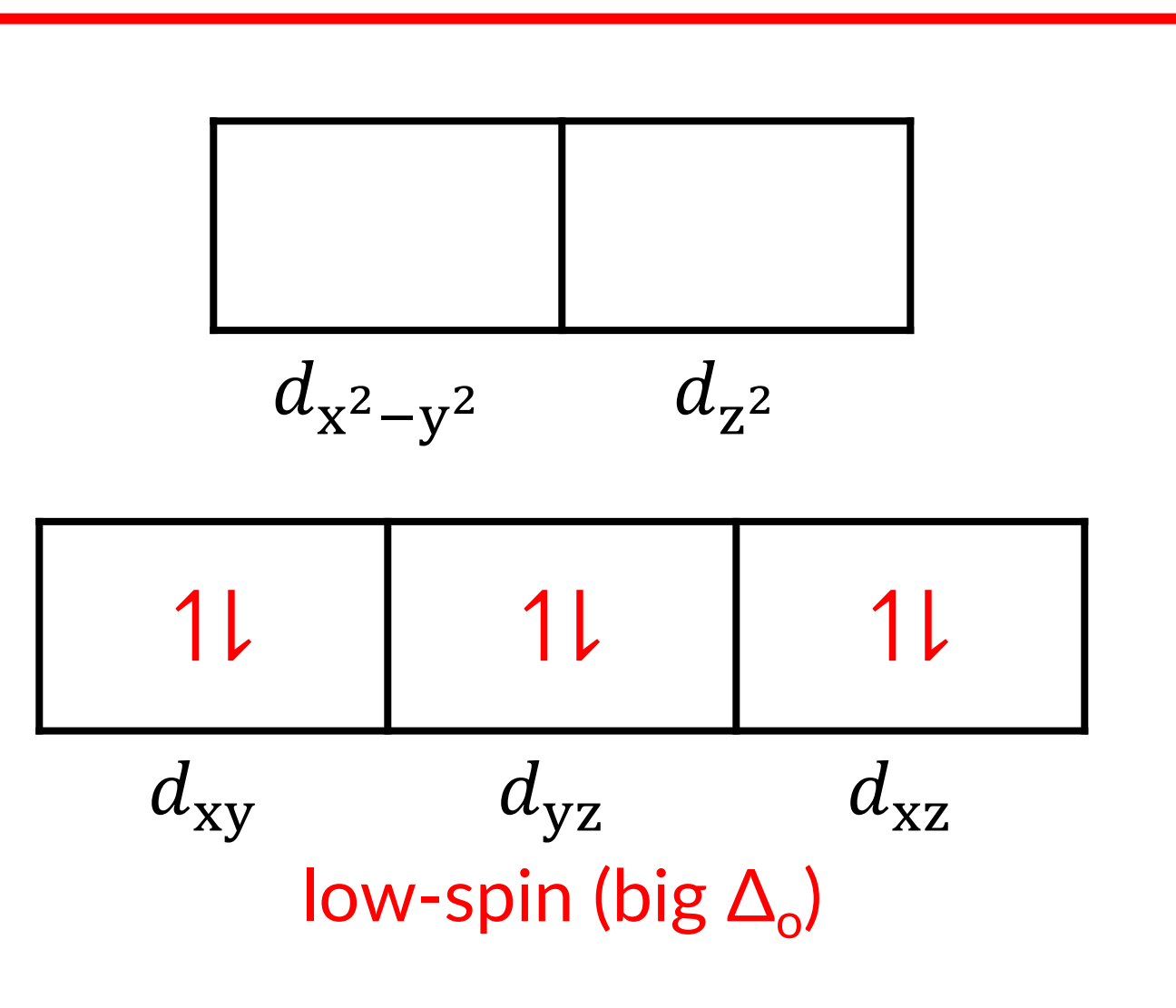
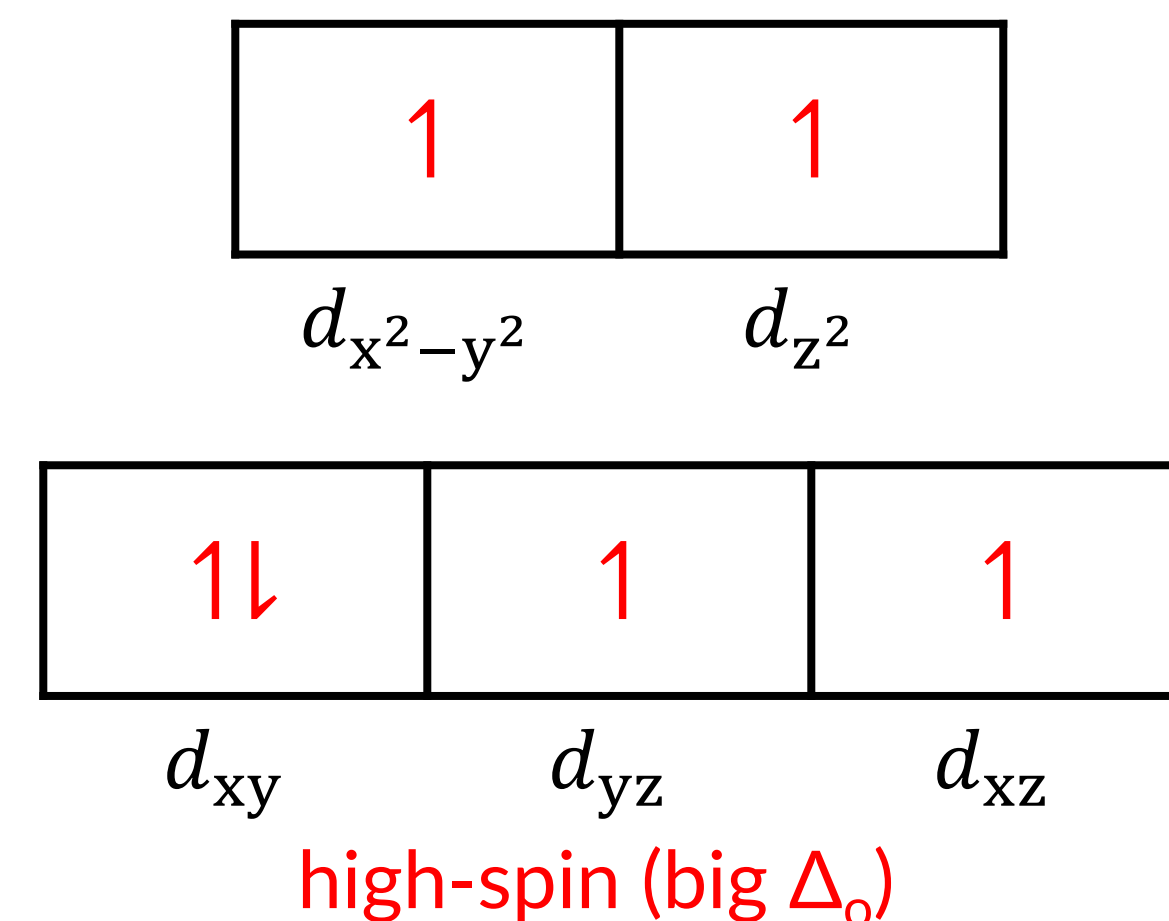
— answer —

First, determine the oxidation state of the metal center: Co(III).

Neutral Co atom has an electronic configuration of $[\text{Ar}]4s^23d^7$; therefore, Co^{2+} has an electronic configuration of $[\text{Ar}]3d^6$. This is a spin-ambiguous case because we can either have a high-spin or a low-spin configuration.

However, the ligand is NO_2^- , which is a strong-field ligand that increases the splitting between the two sets of d-orbitals (the energy difference is denoted Δ_o). If the Δ_o is increased, the configuration is more likely low-spin.

Now we can fill the six d-electrons into the crystal field diagram to find there are no unpaired electrons. This complex ion is diamagnetic.



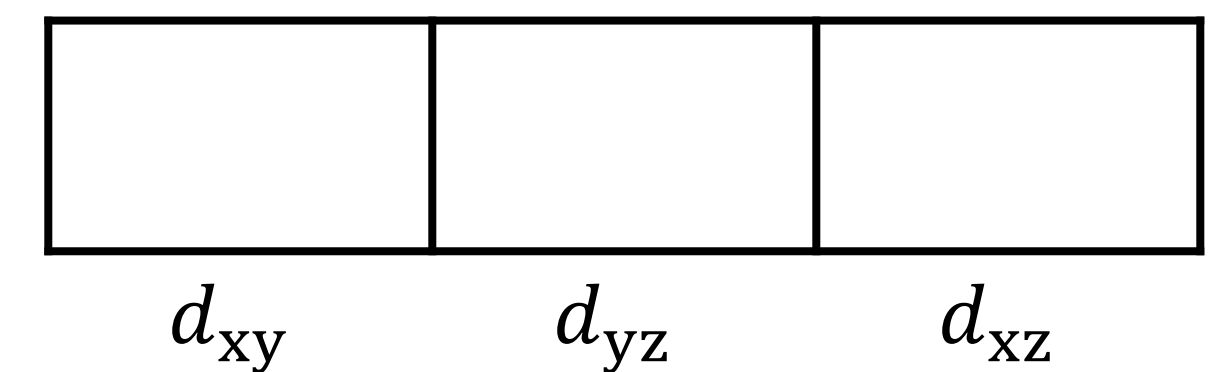
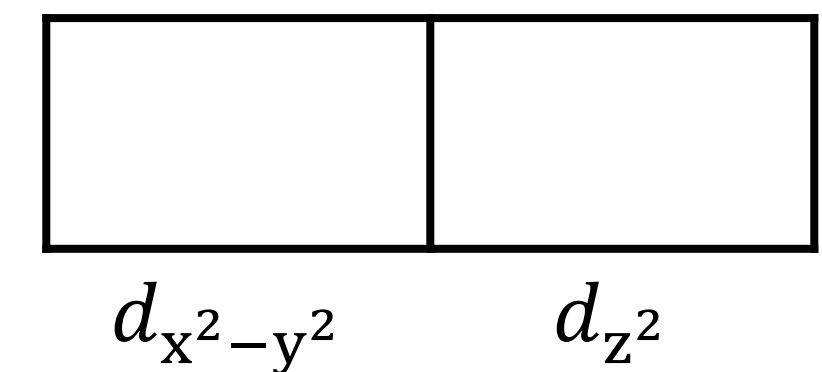
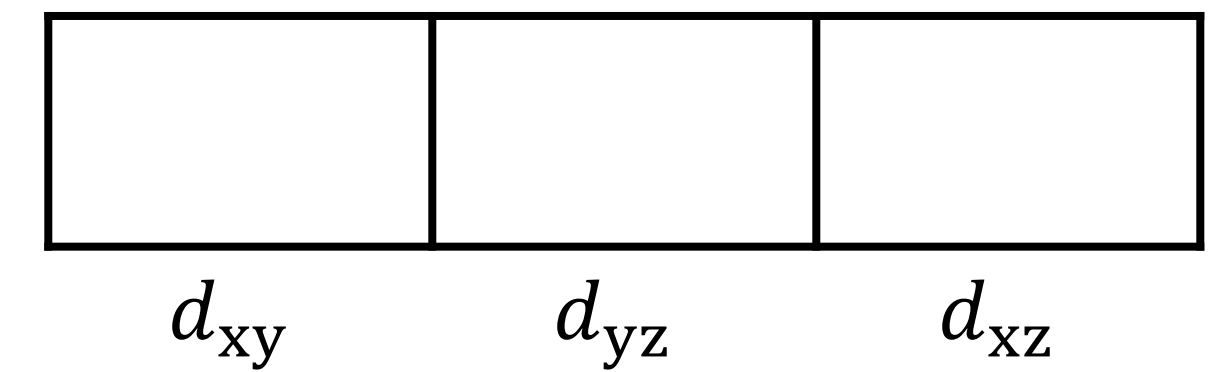
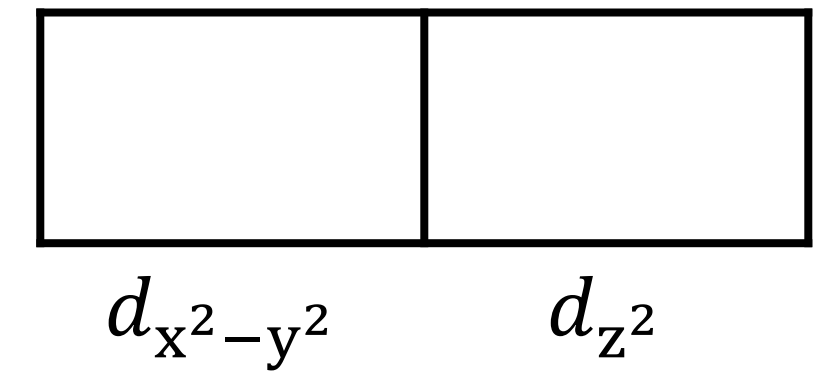
PRACTICE PROBLEM 3

Calculate the magnetic moment for the two manganese complex ions: (a) $[\text{Mn}(\text{CN})_6]^{4-}$ and (b) $[\text{MnCl}_6]^{4-}$.

Spectrochemical series: $\text{CN}^- > \text{NO}_2^- > \text{CN}^- > \text{en} > \text{NH}_3 > \text{H}_2\text{O} > \text{F}^- > \text{Cl}^- > \text{Br}^- > \text{I}^-$

Magnetic moment: $\mu_{\text{eff}} = \sqrt{n(n+2)}$

— answer —



PRACTICE PROBLEM 3

Calculate the magnetic moment for the two manganese complex ions: (a) $[\text{Mn}(\text{CN})_6]^{4-}$ and (b) $[\text{MnCl}_6]^{4-}$.

Spectrochemical series: $\text{CN}^- > \text{NO}_2^- > \text{CN}^- > \text{en} > \text{NH}_3 > \text{H}_2\text{O} > \text{F}^- > \text{Cl}^- > \text{Br}^- > \text{I}^-$

Magnetic moment: $\mu_{\text{eff}} = \sqrt{n(n+2)}$

— answer —

First, determine the oxidation state of the metal center in both complexes: Mn(II).

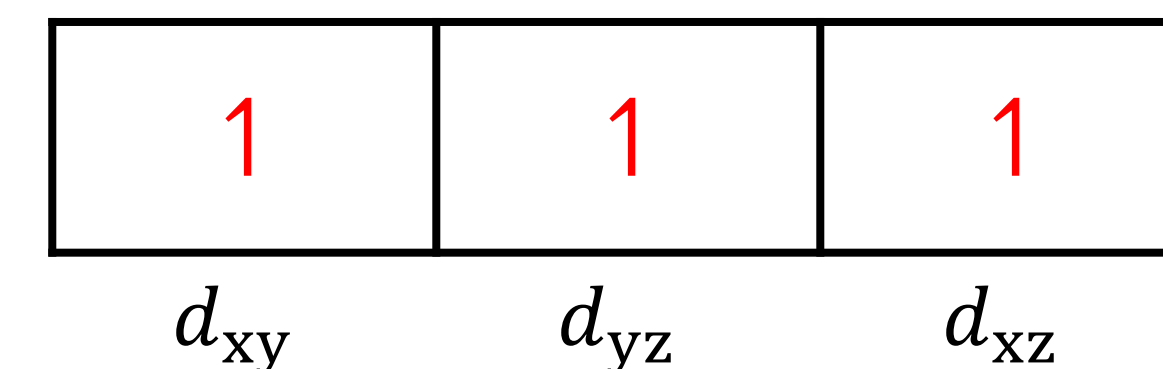
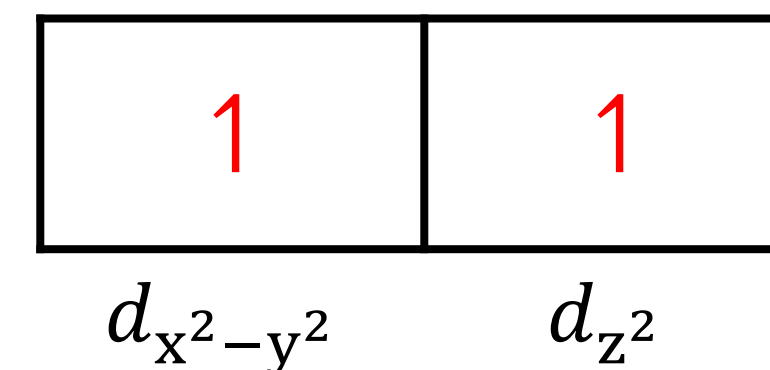
Neutral Mn atom has an electronic configuration of $[\text{Ar}]4s^23d^5$; therefore, Mn^{2+} has an electronic configuration of $[\text{Ar}]3d^5$. This is a spin-ambiguous case because we can either have a high-spin or a low-spin configuration.

For (a), the ligand is CN^- , which is a strong-field ligand that increases the splitting energy (Δ_o), so the configuration is more likely low-spin. Therefore, $n = 1$ and

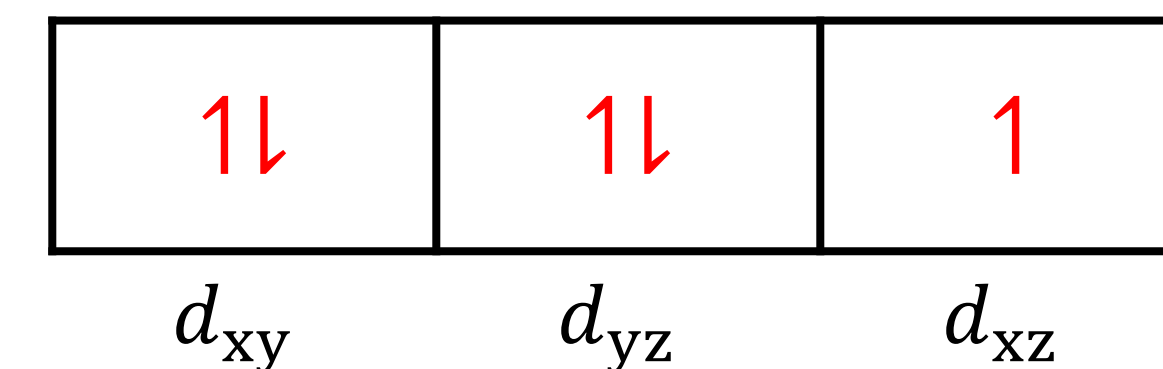
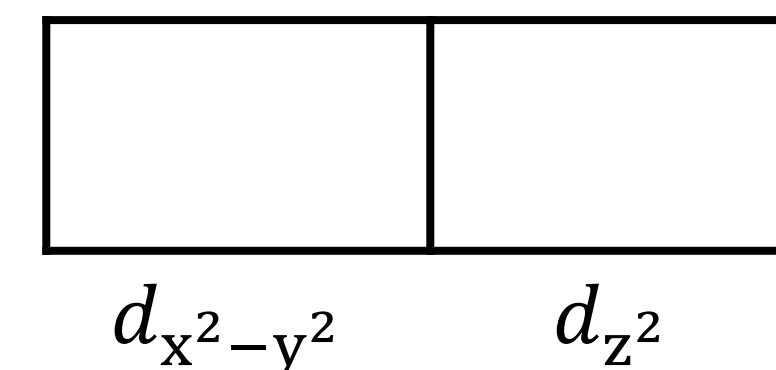
$$\mu_{\text{eff}} = \sqrt{1(1+2)} = 1.41 \text{ B. M.}$$

For (b), the ligand is Cl^- , which is a weak-field ligand that decreases the splitting energy (Δ_o), so the configuration is more likely high-spin. Therefore, $n = 5$ and

$$\mu_{\text{eff}} = \sqrt{5(5+2)} = 5.92 \text{ B. M.}$$



(b) → high-spin (big Δ_o)



(a) → low-spin (big Δ_o)

PRACTICE PROBLEM 4

The UV-vis spectrum for the complex ion tris(1,10-phenanthroline)iron(II), $[\text{Fe}(\text{phen})_3]^{2+}$, shows a maximum absorbance at 510 nm.

Estimate the energy splitting (Δ_o) for this complex ion.

— *answer* —

PRACTICE PROBLEM 4

The UV-vis spectrum for the complex ion tris(1,10-phenanthroline)iron(II), $[\text{Fe}(\text{phen})_3]^{2+}$, shows a maximum absorbance at 510 nm. Estimate the energy splitting (Δ_o) for this complex ion.

— *answer* —

Recall that the complementary color of the observed color of a complex is an indirect estimate of the energy splitting (Δ_o). As light passes through the solution, photons of a specific wavelength that is equal to the value of Δ_o are absorbed by the complex, while all other wavelengths of light are transmitted through the solution for our eyes to observe.

Therefore, the wavelength at the maximum absorbance can be used to estimate Δ_o via Planck's equation:

$$\Delta_o \approx E = \frac{hc}{\lambda_{\text{max}}} = \frac{\left(6.626 \times 10^{-34} \frac{\text{J}}{\text{s}}\right) \left(3.00 \times 10^8 \frac{\text{m}}{\text{s}}\right)}{510 \times 10^{-9} \text{ m}} = 3.90 \times 10^{-19} \text{ J}$$

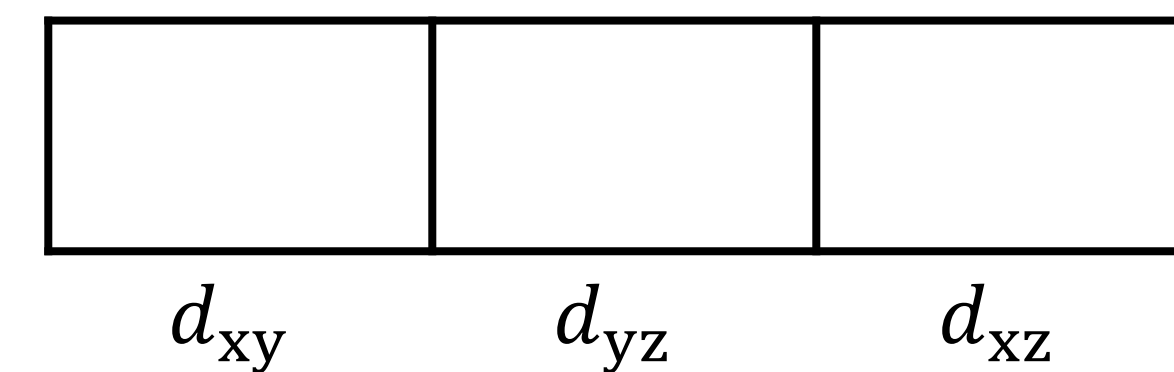
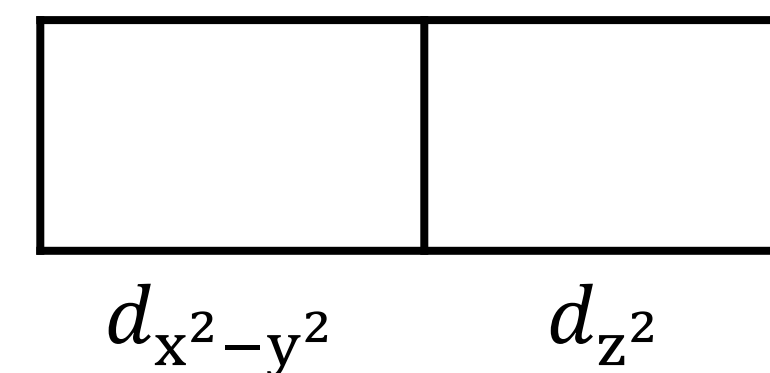
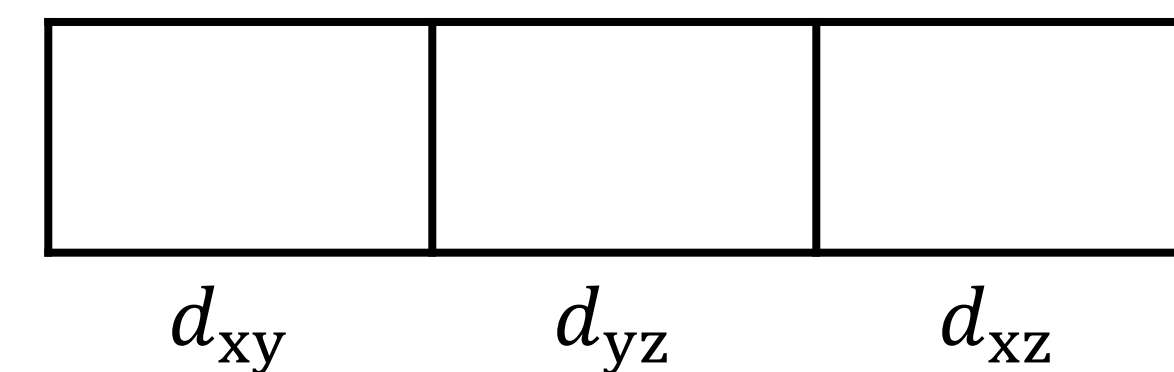
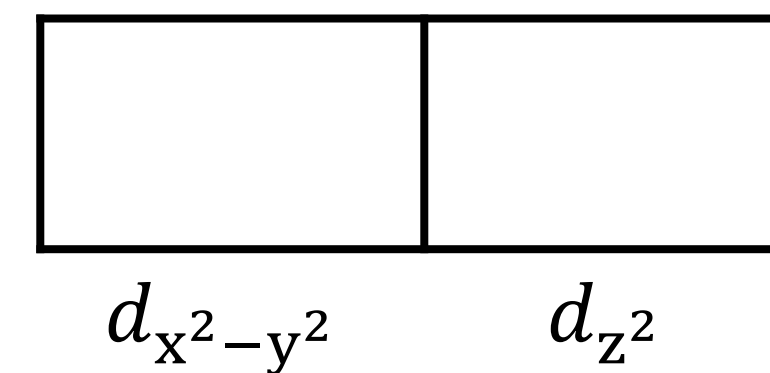
PRACTICE PROBLEM 5

Which of the two complex ions of iron would you expect to appear yellow?



Spectrochemical series: $\text{CN}^- > \text{NO}_2^- > \text{CN}^- > \text{en} > \text{NH}_3 > \text{H}_2\text{O} > \text{F}^- > \text{Cl}^- > \text{Br}^- > \text{I}^-$

— *answer* —



PRACTICE PROBLEM 5

Which of the two complex ions of iron would you expect to appear yellow?



Spectrochemical series: $\text{CN}^- > \text{NO}_2^- > \text{CN}^- > \text{en} > \text{NH}_3 > \text{H}_2\text{O} > \text{F}^- > \text{Cl}^- > \text{Br}^- > \text{I}^-$

— *answer* —

First, determine the oxidation state of the metal center in both complexes: Fe(II).

Neutral Fe atom has an electronic configuration of $[\text{Ar}]4s^23d^6$; therefore, Fe^{2+} has an electronic configuration of $[\text{Ar}]3d^6$. This is a spin-ambiguous case because we can either have a high-spin or a low-spin configuration.

The CN^- ligand is a strong-field ligand that increases the splitting energy (Δ_o), so the configuration is more likely low-spin.

The H_2O ligand is a weaker-field ligand that decreases the splitting energy (Δ_o), so the configuration is more likely high-spin.

$[\text{Fe}(\text{CN})_6]^{4-}$ is more likely to appear yellow because the value of Δ_o is larger, so it would absorb higher energy (violet) photons.

